




Sillarejo Everest

SILLAREJOS




Sillarejo Everest Blanco Natur + Ladrillo Tejar Rojo Envejecido



Sillarejo Everest Blanco Natur (BN)



A4 / B4



Sillarejo Everest Gris Perla Natur (GPN)




A4 / B4



Sillarejo Everest BN + MR




A6 / B6



Sillarejo Everest Gris Perla (GP)




A5 / B5



Sillarejo Everest Marrón Natur (MN)



A4 / B4



Sillarejo Everest GP + GPN



A6 / B6



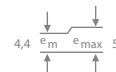
L1
Longitud Standard (cm)
Standard length in (cm)



L2/L3
Longitud Esquina (cm)
Corner length (cm)



h
Altura (cm)
Height (cm)



e_m / e_{max}
Espesor medio / máximo (cm)
Average thickness / maximum (cm)



Sillarejo Everest Marrón Rojizo (MR)

A4 €/m² / B4 €/ml



Cemento Cola _____ Gris
Adhesive Cement _____ Grey



Consumo recomendado: 8 kg/m²
Recommended consumption: 8 kg/sqm

ECOCEMENT®



Mortero _____ Gris tierra
Mortar _____ Earth Grey

Consumo recomendado: 13 kg/m²
Recommended consumption: 13 kg/sqm

Std - Esq



1,00 m² - 2,50 ml



40,00 kg - 43,00 kg



24 uds. - 24 uds.



24,00 m² - 60,00 ml



1.092 kg - 1.032 kg